



Quick overview commissioning a CADO barrier:




Concrete preparing CADO foundation



Cabin foundation



Anchor drilling for transition part



Anchour drilling for CADO



Unloading CADO




Installing CADO beam with pivot






### Quick overview commissioning a CADO barrier:



CADO beam with locking part



Installing control cabin



Testing CADO



Instruction

