



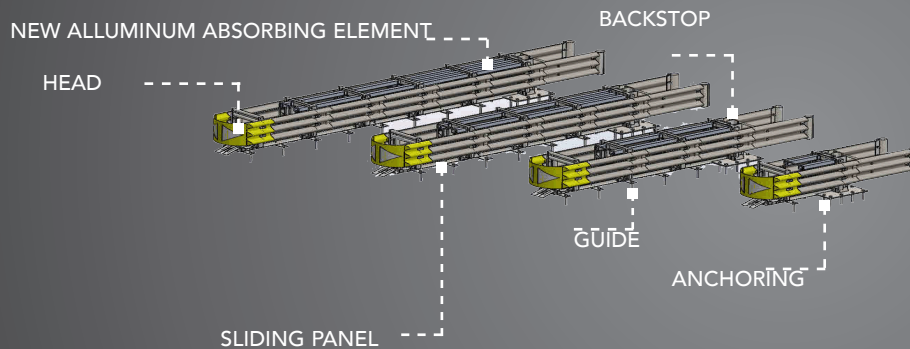
## TAU TUBE® PARALLEL FAMILY | REDIRECTIVE CRASH CUSHION

- LOW COST HAZARD PROTECTION
- ABSORBS 110KM/H IMPACT IN LESS THAN 6M
- SIMPLE INSTALLATION
- MEETS EN1317-3 CRITERIA
- CE MARKED



PHYSICAL SPECIFICATIONS

Classification	Redirettivo
Length	1900 - 5900 mm
Width	850 mm
Height	820 mm
Weight	500 - 1100 kg
Standard	EN 1317-3



CRASHWORTHY, AFFORDABLE CRASH CUSHION

The family of redirective TAU TUBE Parallel Crash Cushion features excellent impact performance at an affordable price by utilizing a superior telescoping, energy absorbing design. The family of parallel crash cushion TAU TUBE, absorbs impacts in very narrow spaces, up to 110km/h in less than 6m, and in tunnels. The family of parallel crash cushion TAU TUBE has been engineered to allow some interchangeably with TAU spare parts, which results in significant savings in inventory and maintenance costs. The TAU TUBE Parallel Crash Cushion family has been designed using the best engineering solutions and the most advanced material to guarantee the highest performance. The aluminum parts used for absorbing energy are resistant to any type of corrosion

FAQ

**What makes the TAU TUBE Parallel Crash Cushion Family different from the other redirective crash cushions on the market?**

The family of Parallel Crash Cushion TAU TUBE utilizes a telescoping, high technology design to provide safe and consistent performance, at a lower cost than other redirective crash cushions. The TAU TUBE can absorb an impact of up to 110km/h in less than 6m.

**What type of safety barriers can the family of Parallel Crash Cushion TAU TUBE be connected to?**

The TAU TUBE System is designed to be attached to almost any safety barrier, including double/triple-beam guardrail and concrete.

**Where can the TAU TUBE Crash Cushion be installed?**

The TAU TUBE can be installed on concrete.

FEATURES

- » Meets EN 1317-3 50, 80, 100 and 110 km/h test criteria
- » Low cost hazard protection family
- » TAU TUBE 110 absorbs up to 110km/h in less than 6m
- » Installable in tunnels and narrow hazard points
- » Easy to install

WHERE TO USE

High speed roads and highways where a small crash cushion with high containment level is required

DISTRIBUTED BY:



Snoline spa

Via F. Baracca 19/23 • 20056 Trezzo sull'Adda (MI) • Italia • Tel. +39 02909961 • e-mail: info@snoline.com  
 General details for the TAU TUBE are subject to change without notice to reflect improvements and upgrades.  
 Additional information is available from Snoline spa. © Lindsay Transportation Solutions